



# SPORTS - B1

## I. About this lesson

**Activity title:** Sports

**Level:** B1

**Subject:** English as a foreign language

**Timing:** 45 minutes

**Resources:** Computer with internet connection, worksheet.

**Learning objectives:**

- a. Practice listening and talking about sports in general and the Olympics in particular.
- b. Practice the use of the passive voice in the present and past tenses.

**Materials needed:** pen, paper, whiteboard, markers.

## II. Lesson scenario

### 1. INSTRUCTIONS FOR THE TEACHER

#### Introduction (5 min)

Start the lesson with a short “Check IN” by telling students:


- Today, we will study the topic of sports
- I will tell you about the modern Olympics and the Olympic flag.
- Then I will present exercises on the text you will hear, as well as exercises on various adjectives you can use to describe sports.
- Once the exercises will be done we will recap and finish.



### Exercise 1: Do you like sport? (15 min)

- a. Divide students in pairs. You can use it as a warm-up exercise connected to the topic: on the cards prepare sport themed vocabulary and comics that match the description, make student draw one card, and find a matching partner in the group who has the matching picture or description.

#### Example:

<p>You can play me on ice usually in an indoor or outdoor rink.</p> <p>I am the official national winter sport of Canada</p>	 An illustration of a hockey player in a red and white uniform, wearing a blue helmet and holding a hockey stick, standing on an ice rink with a hockey puck in front of him.
--	--

- b. Give each pair the worksheet page 1 and ask them to do Task 1
- c. After the pairs are finished with discussion ask each of them to describe their answers. Write down on board all vocabulary connected to sport.
- d. Ask students to make Task 2 in pairs
- e. After they finish the task on paper ask them to come one by one and write verbs they came up with on board. If necessary, add some additional words.

### Exercise 2: The Olympics (15 min)

- a. Give students the worksheet page 3 and 4
- b. Read the text aloud to the students.
- c. Ask them to do task 2 individually.
- d. Suggest students to mark in the text all the words that are new to them.



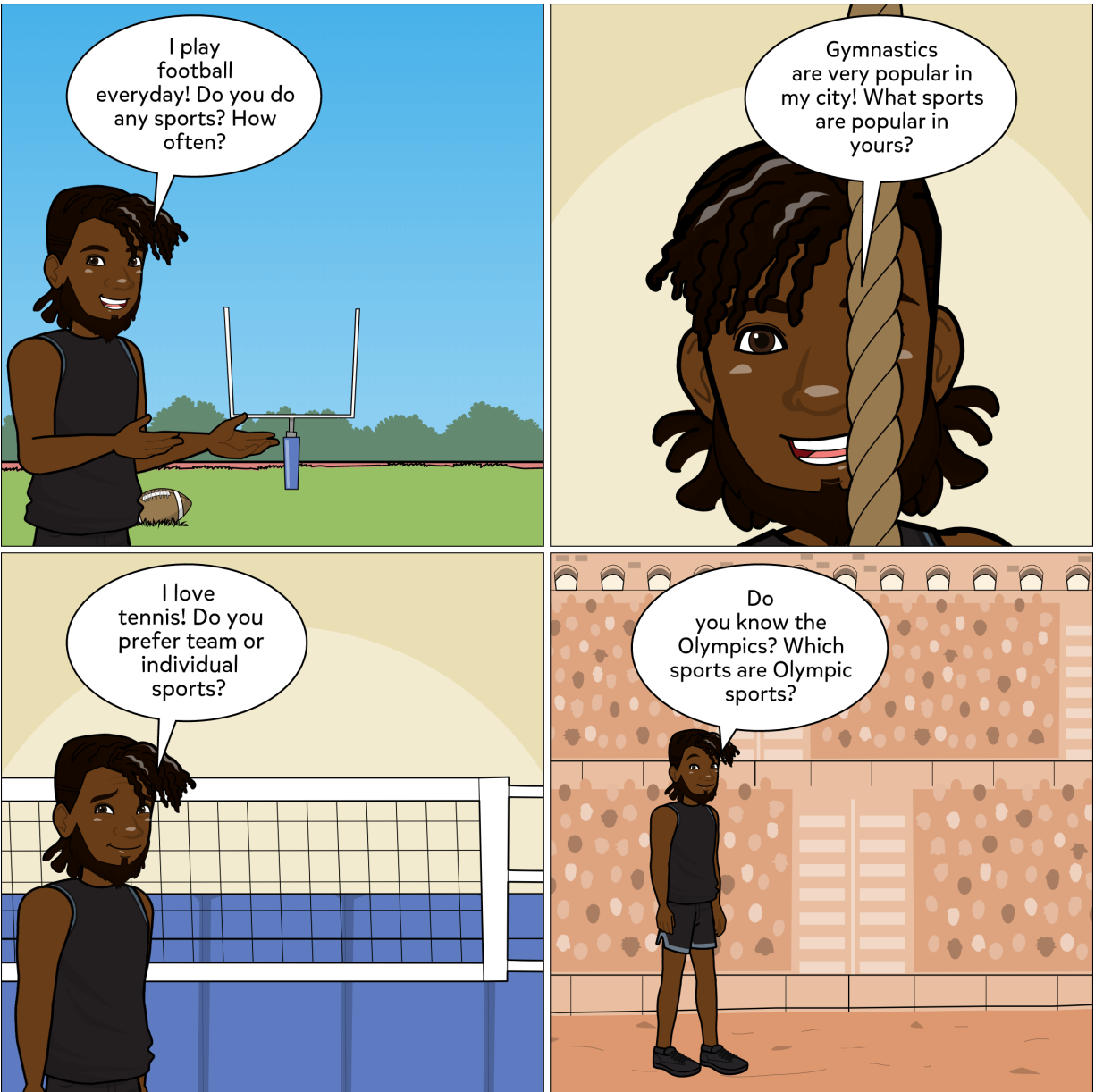
### Finish the lesson with a short “Check out” (5 min)

- During the lesson we learnt about sports
- The most important things were the history of the Olympics and the flag of the games.
- We were able to do discuss about various team and individual sports in the Olympics
- As an assignment you need to describe your favorite Olympic sport. The deadline is our next lesson.
- We will explore the topic next time when we will learn about (name the following topic)

## 2. Worksheet for the student


### Exercise 1: Do you like sport?

**Task 1:** Discuss with your partner the questions asked by character.



**Task 2:** Look at the situations in the comics.

With your partner try to find the verbs that describe the sport you see. Use Mary's help to guide you!





Write down the adjectives:

.....

.....

.....

## Exercise 2: Olympics

**Task 1:** Follow the text while teacher is reading it

The Modern Olympic Games first took place in 1896 in Athens, Greece. Their purpose was to bring athletes together from all over the world in an effort to promote world peace. Today the Olympics still holds those standards. The Olympic Games include a variety of individual and team sports.



In 1920 the Olympic flag was presented. The flag contains five interconnected rings with a white background. The rings symbolize the five significant continents and symbolize the friendship to be gained from these international competitions. The rings are blue, yellow, black, green, and red. These colors were chosen because at least one of them appears on the flag of every country in the world.

The Olympic Games are held every four years. The Olympic Games are held throughout the world. The location of the games changes each time. Two locations are chosen each time: one to host the Winter Olympics and one to host the Summer Olympics.




The best team or individual in each event is awarded a gold medal. The second best is awarded a silver medal, and third place earns a bronze medal. In 1896 first place received silver medals because gold was considered beneath silver. At the Olympic Games in 1904 held in St. Louis gold replaced silver as the first place medal. The gold medals presented today are actually made from sterling silver. They are then covered with a thin coat of pure gold.

**Task 2:** Fill in the bubbles with information from the text (Remember! It's passive voice!).









### III. Modification and Differentiation ideas

- You can ask them before the lesson to bring an item that is connected to their favourite sport and present them in front of classroom.
- You can also ask students to prepare earlier and present different sport activities using only 3 words with pictures and allow rest of the class to guess what type of sport that is.

Remember to always start with yourself and give an example. You can say for example: skates, helmet, ice. Answer: ice hockey

- Always find a way to practice pronunciation with the students – if you have time in the end of the lesson you can ask them to read aloud the words that you wrote on the board during the Exercise 1.