



IT'S TIME - A2

I. About this lesson

Title: It's Time!

Level: A2

Subject: English as a foreign language

Timing: 45 minutes

Learning objectives: Identifying and using prepositions of time, daily routines.

Materials needed: Computer with internet access, whiteboard, internet, worksheet, pen & paper

II. Lesson scenario

1. Instructions for the teacher

Introduction (5 min)

Start the lesson with a short "Check IN" by telling students:

- Today, we will study prepositions of time.
- I will tell you about daily routine and relating them to the times we do them with prepositions.
- Next I will present exercises in order to practice these.
- Then we will do the exercises together in pairs / groups.
- Once the exercises are done, we will review what we have learned by means of a Check out.



Exercise 1: Daily Routines (5 min)

- a. Give each student exercise 1 on the worksheet. Monitor as they do them.
- b. Pre-teach related vocabulary that is useful to talk about daily routine. You can write it on board or prepare a sheet for each student with helpful words and expressions.
- c. Ask students to write on post-its words (in their mother tongue) that they don't know and they wanted to use in this activity. Let them put those post-its on the board and translate them in English for them.
- d. Practice pronunciation by reading the words from the board with students.

Tasks 2 and 3: Prepositions of time (20-25 min)

- a. Give students the worksheet.
- b. Ask one pair in class to read the dialogue in the comic aloud.
- c. Ask students to do the task individually.

Answers to task 2:

1. On 2. At 3. In 4. In 5. At 6. In 7. At 8. On 9. In

Answer' examples to task 3:

1. I have summer holidays **in** July and August.
2. My birthday is **on** September, 1st." or "My birthday is **on** the first of September.
3. I was born **in** 2010.
4. We celebrate Christmas **in** winter.
5. I go to bed **at** 10.



Evaluation

Time permitting give the group a demo of online comic creation. Set homework asking students to produce a comic strip illustrating their weekend/free-time activities and the times they do them.

Alternatively, do some peer work whilst monitoring.

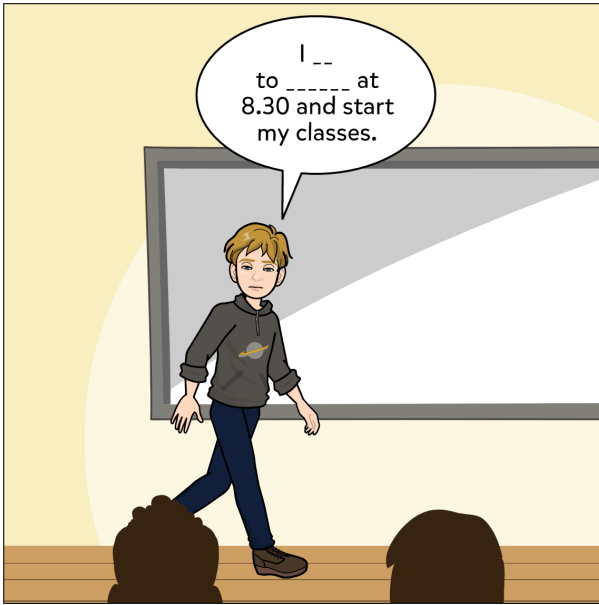
Finish the lesson with a short “Check out” (5 min)

- During the lesson we learned about daily routine and prepositions of time.
- The most important things were expressing things we do every day and relating them to the times of the day when we do them.
- We were able to do these activities individually and in pairs.
- As an assignment you need to...., the deadline is....
- We will explore the topic next time when we will learn about (name the following topic).

2. Worksheet for the student

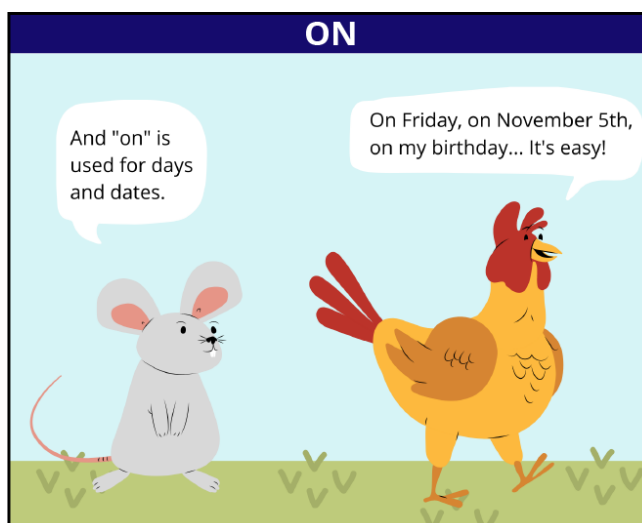

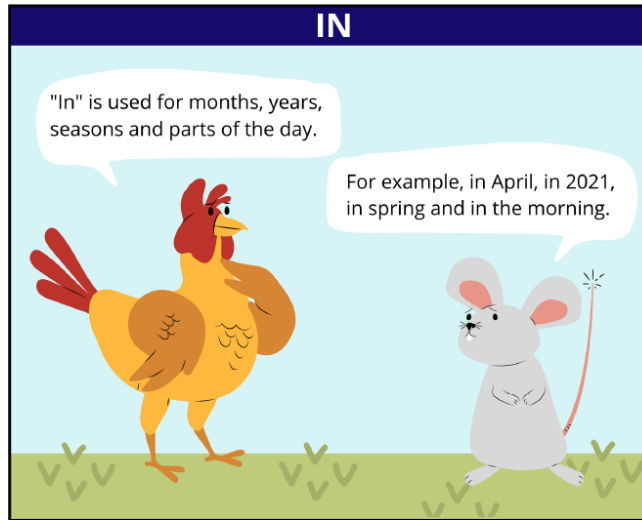
EXERCISE 1: Match the daily routines to the pictures.





- Have breakfast
- Go to bed
- Watch TV
- Brush my teeth
- Go to school
- Do my homework
- Get up
- Get dressed
- Read a book
- Have a shower

EXERCISE 2: Prepositions of time



Task 2: Complete the following dialogues with the missing prepositions of time:

 <p>I finish school early _____ Fridays.</p>	 <p>I only see all my cousins _____ Christmas</p>	 <p>Are you going on holiday _____ the summer?</p>
 <p>_____ the past we didn't have mobile phones.</p>	 <p>Where shall we go _____ the weekend?</p>	 <p>CDs were invented _____ the 80s.</p>
 <p>I usually feed my cat _____ 1pm.</p>	 <p>My exam is _____ June 15th!</p>	 <p>I don't go out much _____ winter.</p>

This comic was created at www.MakeBeliefsComix.com. Go there and make one now!



Task 3: Ask and answer the questions in pairs. Use time prepositions in your answers.

1. When do you have your summer holidays?

.....

2. When is your birthday? (date)

.....

3. When were you born? (year)

.....

4. In which season do we celebrate Christmas?

.....

5. What time do you go to bed?

.....

Task 4: Now tell your partner about your daily routine. Ask them about theirs.



III. Modification and Differentiation ideas

I used prepositions of time for the purposes of this lesson. This lesson plan could easily be adapted to practice other grammatical or lexical items, for example, present simple for daily routine. As an alternative, you could use comic creation websites with your students to create and complete your own comic strip showing daily routine and prepositions of time.

IV. Resources

Makebeliefcomix - <https://www.makebeliefscomix.com/>

Canva - <https://www.canva.com/>

Pixton - <https://app.pixton.com/#/>