



MY SCHOOL TIMETABLE - A2

I. About this lesson

Activity title: My school timetable

Level: A2

Subject: English as a foreign language

Timing: 60 minutes

Resources: computer with internet connection

Learning objectives:

- Being able to talk about school subjects
- Being able to talk about likes and dislikes

Materials needed: computer and speakers (to play and listen to the YouTube video), access to a computer for students to create their own comic.

II. Lesson scenario

1. Instructions for the teacher

Introduction (5 min)

Start the lesson with a short “Check IN” by telling students:

- Today, we will study school subjects and will talk about likes and dislikes
- Then we will do the exercises from the worksheet
- You will be doing some exercises individually and some in pairs
- Once the exercises will be done we will create our own comic strip



Vocabulary and Reading (10 minutes)

- a. Write the words from exercise 1 on the board (or project the document)
- b. Give students the worksheet and help them to match the words to the photos. On their worksheet, they should write each subject below the corresponding photo.
Answers: A – 3; B – 6; C – 10; D – 4; E – 1; F – 7; G – 8; H – 2; I – 9; J – 4
- c. Read aloud the names of subjects to students and give them an opportunity to learn pronunciation.
- d. Then, read the conversation in the comic from exercise 2 out loud or role-play it between two students while the others underline all the school subjects mentioned in the text and answer the question.
- e. Using the same text, tell your students that they have to complete the timetable from exercise 3.
- f. **Answers:** French, History, PE, Chemistry, Maths

Listening (5 minutes)

- a. Tell students to open the worksheet to exercise 4
- b. Students will listen to a short conversation between two students about their favourite subjects in school. They express likes and dislikes.
- c. Play the video for them. During the first time ask them to listen carefully.
https://www.youtube.com/watch?v=H3XraQMEal4&ab_channel=EnglishSinging
- d. Play the video for the second time and ask students to fill the gaps in the exercise.
Answers: Maths; isn't; doesn't play; doesn't like; PE; playing sports.



Grammar (15 minutes)

- a. Review the use and forms of the present simple. A reminder is included in exercise 5 of the worksheet.
- g. Elicit two examples on the board with the verb like. For example, I like football. She likes apples. Underline the verb in each sentence and ask students to explain the difference. (final 's' for third-person singular)
- h. Tell students to do the second task and complete the table with the positive, negative and question form of the verb 'to like'.
- i. Students do exercise 6 individually and complete the comic strip.
- j. Students read out loud the completed version of their comic. Check pronunciation and the correct use of the present tense and the chosen vocabulary.

Comic Creation (20 min)

- a. Using Storyboard That website students create their own avatar and describe their favourite subject.
- k. In the table from exercise 7 students can choose from a variety of words. Encourage them to use three or more word in their description.
- l. Give them this example: My favourite subject is mathematics because I think it is great fun. I like guessing the relationship between numbers when I am solving equations, but I don't like maths exams because they are stressful. I'm always excited to solve the next problem. I think maths is useful in everyday life and that it can also help me in my future career.







Finish the lesson with a short “Check out” (5 min)


- During the lesson we learn about school subjects
- The most important things were: school subjects, present simple tense, likes and dislikes
- We were able to do express our likes and dislikes and talk about the school
- As an assignment you need to ... and the deadline is....
- We will explore the topic next time when we will learn about (name the following topic)

2. Worksheet for the student

EXERCISE 1: Write the names of subjects below the correct pictures.

1. PE (Physical Education)
2. Maths
3. Science
4. Geography
5. Art
6. English
7. History
8. IT (Information Technology)
9. Music
10. French

	
A. _____	B. _____
	
C. _____	D. _____

	
E. _____	F. _____
	
G. _____	H. _____
	
I. _____	J. _____

EXERCISE 2:

m. **Task 1:** Read the conversation between Adam and Elena.



The comic consists of six panels arranged in a 3x2 grid. The characters are Adam (a boy with curly brown hair) and Elena (a girl with long black hair and a headband). The background of the panels alternates between light green and light blue.

Panel 1 (Top Left, Green background): Elena asks Adam if he has seen their new timetable. Adam replies that he hasn't yet and asks what day they have Arts. Elena says they have Arts every day and that it's her favourite subject.

Panel 2 (Top Right, Green background): Elena explains that on Monday they have Arts at 9:00 and the last class on Monday is French. Adam asks how much she likes French, and she replies that it's her favourite.

Panel 3 (Middle Left, Blue background): Adam says he also likes French and asks when they have History. Elena tells him they have History on Tuesday morning at 11:20.

Panel 4 (Middle Right, Blue background): Adam asks if they have PE on Tuesday. Elena replies that they have PE on Wednesday morning.

Panel 5 (Bottom Left, Green background): Adam asks about Thursday morning. Elena tells him they have Music first, then Biology at 10:05, and then Chemistry.

Panel 6 (Bottom Right, Green background): Adam says Friday is his favourite day and asks if they have PE on Friday afternoon. Elena replies that they have Maths on Friday at 14:25. In this panel, Adam and Elena are sitting at their desks with a globe and books.



n. **Task 2:** Underline all the school subjects.

o. **Task 3:** Answer the question: What is Elena’s and Adam’s favourite subject?

Elena: _____

Adam: _____

EXERCISE 3: Read the conversation between Adam and Elena from exercise 2 again and complete the timetable:

	MONDAY	TUESDAY	WEDNESDAY	THURSDAY	FRIDAY
9:00 – 10:00	Arts	Maths	Music	Physics
10:05 – 11:05	English	Maths	Biology	English
11:20 – 12:20	English	Arts	IT
			LUNCH		
13:20 – 14:20	Geography	Physics	English	Geography	Maths
14:25 – 15:25	Biology	Chemistry	Technology



EXERCISE 4:

Task 1: Watch the video.

Task 2: Choose the correct answer.

He likes _____ (PE/Maths/English).



He likes basketball, but he _____ (is/isn't) good at it.

He _____ (plays/doesn't play) sports every day.

He _____ (likes/doesn't like) Maths.



His favourite subject is _____ (Maths, PE, History).

He likes _____ (playing sports/playing games)



EXERCISE 5:

Task 1: Review the present simple tense

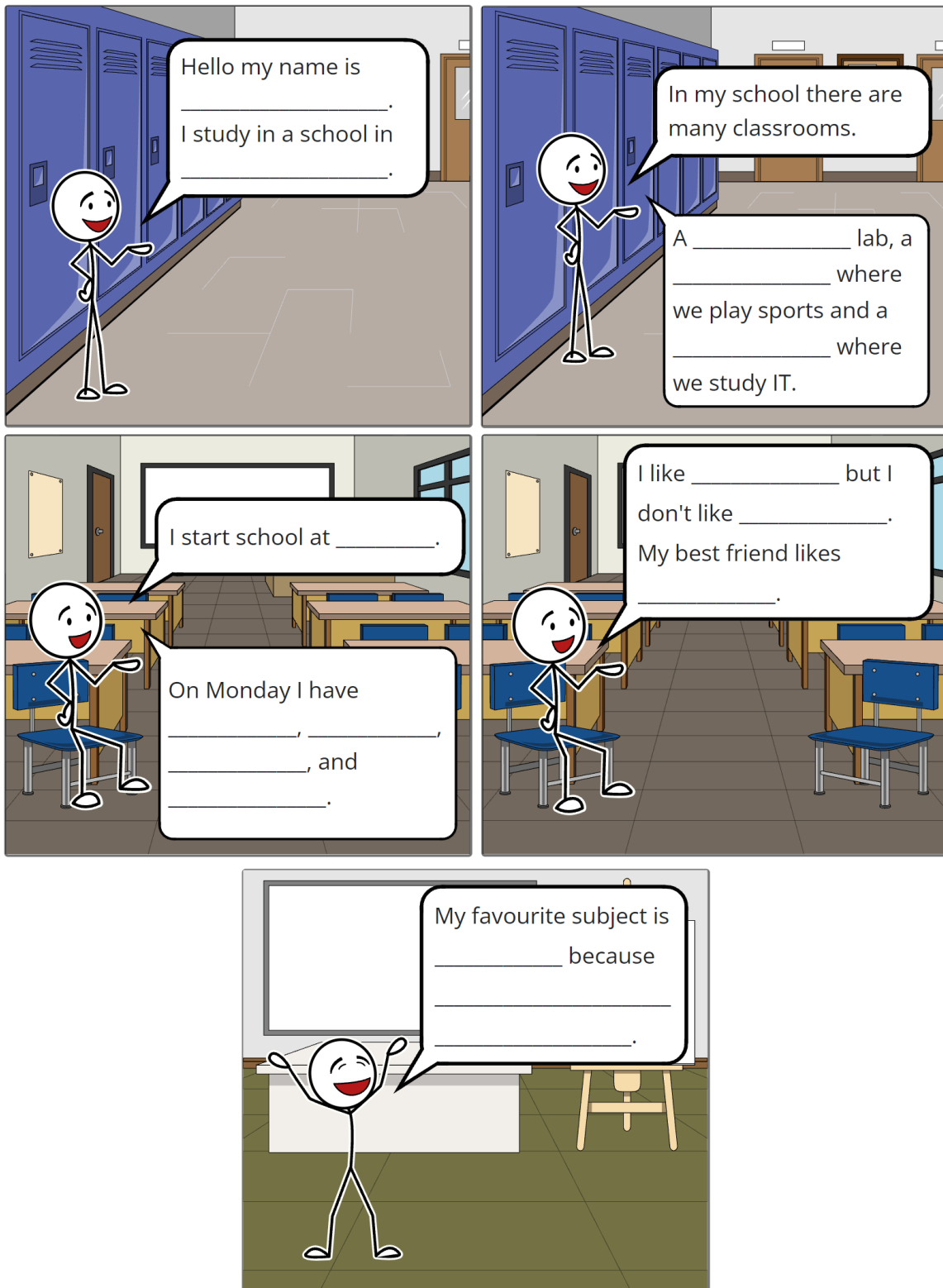
We use the present simple tense

- to talk about things we like and dislike. (I like Maths.)
- to talk about activities we enjoy doing. (I like playing basketball.)

Task 2: Complete the table below with the correct verb form for positive, negative and question.

POSITIVE		NEGATIVE		QUESTION	
I	like Maths.	I	don't like Maths.	Do I	like Maths?
You		You		You	
He/She		He/She		He/she	
We		We		We	
You		You		You	
They		They		They	

EXERCISE 6: Fill in the gaps in the comic strip with information about you





EXERCISE 7:

Task 1: Using StoryboardThat website create your own avatar.

Task 2:

Create a strip to talk about your favourite subject in the comic:

- What are you doing in the class?
- Why do you like it?
- Why do you think it is important to learn it?

In the table below you have various words related to different subjects.

Use three or more words from the list.

You can also check the dictionary for more words if you don't find the one that you need below.

Geography		
<ul style="list-style-type: none">• Map• Capital• Borders	<ul style="list-style-type: none">• Hills• Mountain• Volcano	<ul style="list-style-type: none">• Island• Region• Valley

History		
<ul style="list-style-type: none">• Aristocracy• Military• Monarchy	<ul style="list-style-type: none">• Constitution• Elections• Capitalism	<ul style="list-style-type: none">• Working class• Upper class• Fascism



Mathematics		
<ul style="list-style-type: none">• Add• Decimal• Equations	<ul style="list-style-type: none">• Divide• Solve• Triangle	<ul style="list-style-type: none">• Circle• Calculate• Number

Physical education		
<ul style="list-style-type: none">• Gymnastics• Athletics• Cardio	<ul style="list-style-type: none">• Muscle,• Warm-up• Push-up	<ul style="list-style-type: none">• Flexibility• Strength• Running

Arts		
<ul style="list-style-type: none">• Contrast• Frame• Decorate	<ul style="list-style-type: none">• Brightness• Canvas• Brush	<ul style="list-style-type: none">• Acrylic paint• Clay• Creativity

Example:

My favourite subject is mathematics because I think it is great fun.

I like guessing the relationship between numbers when I am solving equations, but I don't like maths exams because they are stressful.

I'm always excited to solve the next problem.

I think maths is useful in everyday life and that it can also help me in my future career.



III. Modification and Differentiation ideas

If the words given in exercise 2 from the last section are too difficult for your class adapt them to their level.

The final comic strip that the students have to create can be given as homework as long as you have explained how to use the website and you have given them clear instructions.

IV. References

https://www.youtube.com/watch?v=H3XraQMEal4&ab_channel=EnglishSinging

StoryboardThat - <https://www.storyboardthat.com>