



# MUSIC AND FILMS - A2

## I. About this lesson

**Activity title:** Music and films

**Level:** A2

**Subject:** English as a foreign language

**Timing:** 45 minutes

**Resources:** Worksheet,

**Learning objectives:**

- a. Learning about different vocabulary connected to films
- b. Talking about films and giving a review
- c. Creating a summer blockbuster

**Materials needed:** Computer with internet access, whiteboard, worksheet, pen, paper

## II. Lesson scenario

### 1. Instructions for the teacher

In this lesson, learners will revise film vocabulary through a series of activities, exercises and group discussion. They will learn to talk about a film that they have seen, identify different types of film, match genres to film titles, and finally work together to create their own summer blockbuster. Then they will have a class vote on which film looks most interesting.



## Introduction (5 min)

Start the lesson with a short “Check IN” by telling students:

- Today, we will learn about the topic of films
- I will teach you to talk about films, give you some useful vocabulary and you will also create your very own film.
- First we will talk together about a film we have seen. Then we will do the exercises together, in pairs or groups and individually.
- Then we will create our own summer blockbuster and finally we will have a class vote and decide which is the most interesting film.
- Once the exercises have been completed, we will end the lesson with a short check-out by reviewing what we have learned today.

## Warm-up discussion (10 min)

- a. Put learners into pairs or small groups of 3 people max and ask them to think of a film they have both seen.
- b. Give learners time to think and discuss their choices and each pair to share which film they have chosen.
- c. Ask them to research (dictionary or online) the definitions of the different movie genres in the first exercise of the worksheet.
- d. Pre-teach the related vocabulary (character, plot, action, sci-fi, comedy, star etc.) included below. You can write it on board or prepare a sheet for each student with helpful words and expressions.
- e. Read the words to students and give them an opportunity to learn pronunciation.



## Exercise 2 and 3: What is that genre? (10 min)

- a. Give students the worksheet.
- b. Ask them to do exercise 2.

### Answers

- 1) Comedy
  - 2) Sci-Fi
  - 3) Costume drama
  - 4) Thriller
  - 5) Musical
  - 6) Animated film
  - 7) Western
  - 8) Horror film
- c. Ask them to do exercise 3.

### Answers

- 1) Matrix (Sci-fi)
- 2) Chicago (Musical)
- 3) The Lion King (animated)
- 4) The Blues Brothers (comedy)
- 5) Frankenstein (horror)
- 6) Silence of the Lambs (thriller)
- 7) The English Patient (costume drama)
- 8) Pale Rider (western)



### Exercise 3: Let´s Make a Film - Summer Blockbuster (15 min)

- a. Direct students to exercise 4.
- b. Explain that they are to work in pairs or groups (depending on numbers) to complete the task. Encourage them to be imaginative and to use some questions to help them. Who are the characters? Where are they? What are they doing? What has happened to them? What do you think will happen next? Etc.
- c. Monitor groups as they work to make sure they are following the steps.
- d. If you have access to the Internet in the classroom, you could show some brief clips from some of the films mentioned in the instructions in exercise 2 to stimulate them.

### Finish the lesson with a short “Check out” (5 min)

- During the lesson we learned about useful vocabulary related to films, to give a review of a film and some elements of planning a film.
- The most important things were film vocabulary, teamwork and reviewing a film.
- We were able to use a new language to talk about and review a film we have seen and to work together in order to create our own film.
- As an assignment you need to...., the deadline is....
- We will explore the topic next time when we learn about (name the following topic)



## 2. Worksheet for the student

### Warm-up discussion

Use these questions while discussing the film:

- a. What is the title of the film?
- b. What genre is it?
- c. What is it about?
- d. Is it based on a book?
- e. Where is the film set?
- f. When does it take place?
- g. Who stars in the film?
- h. Who plays the main role(s)?
- i. Who is your favourite character in the film? (Why?)
- j. What kind of person would like this film?

Useful sentences:

- a film directed by...
- a film starring...
- is set in...
- ...gives an exceptional performance
- the film is full of humour/romance/tension etc.
- One of the most surprising moments in the film occurs when...



## EXERCISE 1: Vocabulary

Search the definitions of the following movie genres:

GENRE	DEFINITION
Thriller	
Horror	
Animated	
Sci-fi	
Comedy	
Costume drama	
Western	
Musical	

Adjectives:

- Action-packed
- Amusing
- Badly-acted
- Breathtaking
- Compelling
- Complex
- Disappointing
- Enjoyable
- Entertaining
- Exciting
- Funny
- Romantic
- Scary
- Thought-provoking
- Thrilling
- Unbelievable



Space for notes:

---

---

---

---

---

---


---

**EXERCISE 2:** What is that genre?


Match the genres in the list below to the panels of the strip on the following pages.

**Genres:**


Thriller	Horror	Animated	Sci-fi
Comedy	Costume drama	Western	Musical



1. \_\_\_\_\_



2. \_\_\_\_\_




3. \_\_\_\_\_



4. \_\_\_\_\_







5. \_\_\_\_\_



6. \_\_\_\_\_



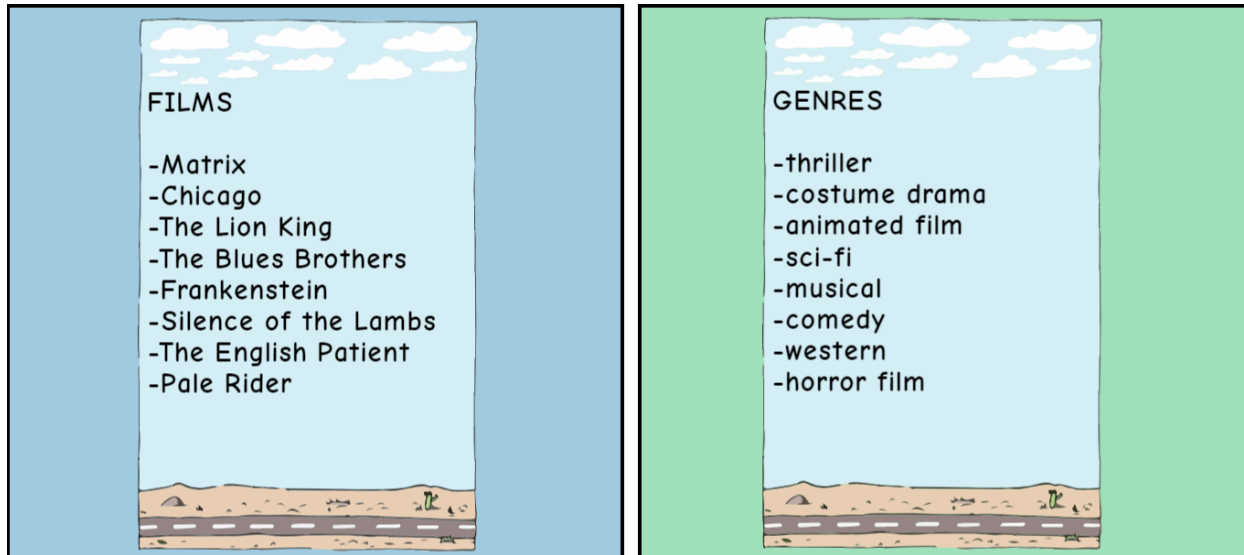
7. \_\_\_\_\_



8. \_\_\_\_\_

### EXERCISE 3: Film matching

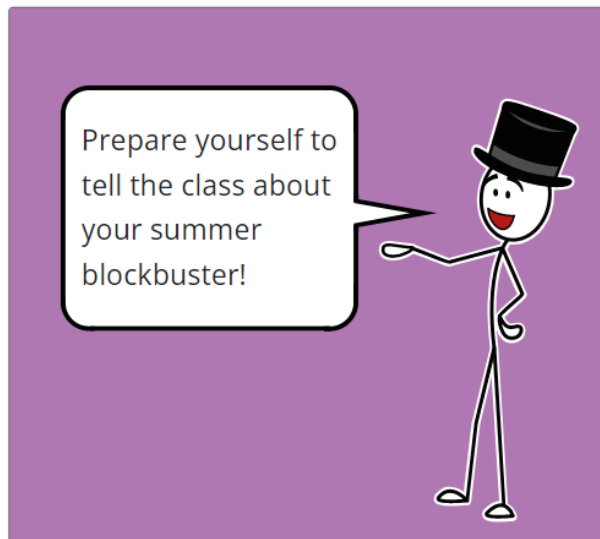
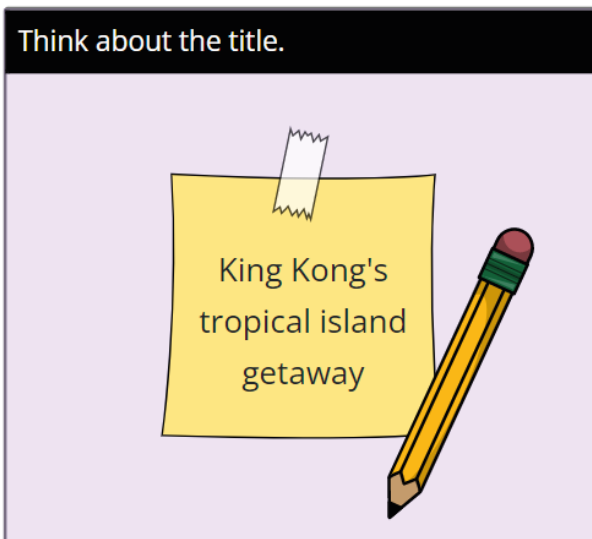
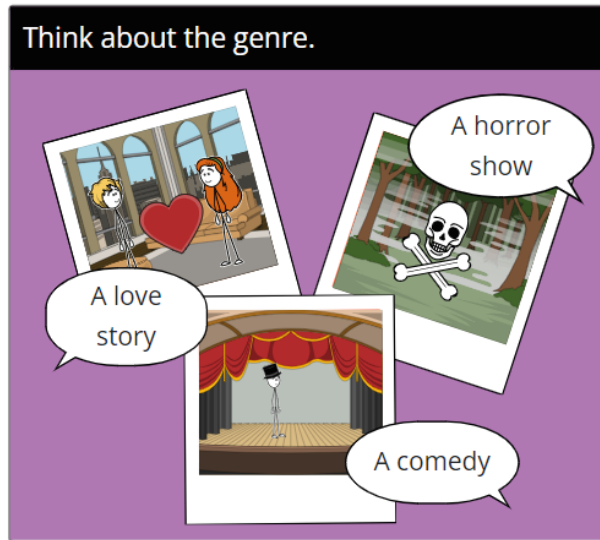
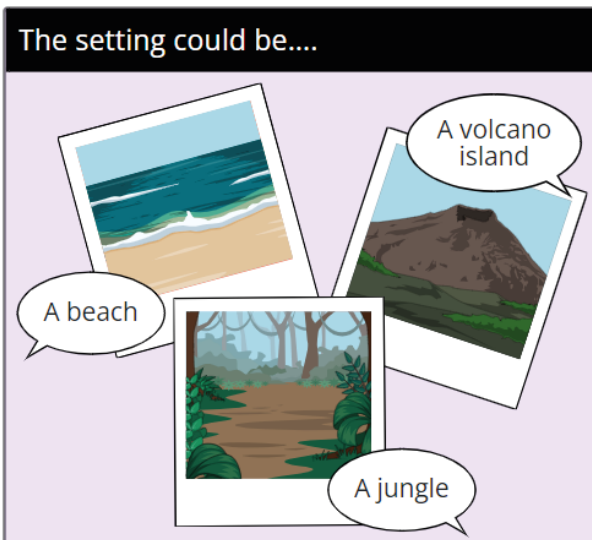
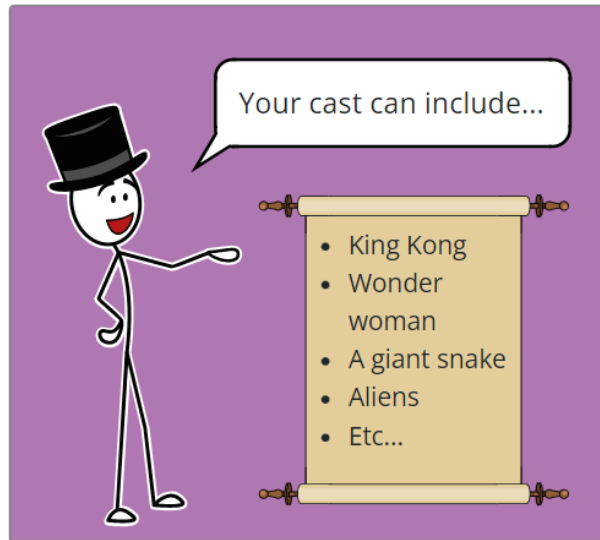

Match each film in the first panel to its corresponding genre in the second panel.



### EXERCISE 4: A summer blockbuster!

Read the instructions in the comic strip below.

Take a class vote on which film sounds the most interesting. Applaud the winners and thank everyone for their contributions.





### III. Modification and Differentiation ideas

An alternative approach to ending the lesson is to do the following by putting students in pairs.

Think about the questions and then talk to a partner.

- a. When did you last go to the cinema?
- b. What did you see?
- c. What type of film was it?
- d. Who directed it? Which film stars were in it?
- e. What was it about?
- f. Did you enjoy it? Why?

### IV. Resources

Makebeliefcomix - <https://www.makebeliefscomix.com/>

Storyboard That - <https://www.storyboardthat.com>