



FREE TIME AND HOBBIES - A2

I. About this Lesson

Activity title: Free time & Hobbies

Level: A2

Subject: English as a foreign language

Timing: 50-60 minutes

Resources: Computer with internet connection, worksheet

Learning objectives:

- a. Use basic vocabulary to practice speaking and writing about their free time, likes/dislikes and hobbies based on the material in this lesson.
- b. Write simple sentences to describe what they do in their free time based on the material in this lesson.
- c. Form simple sentences to describe what they do in their free time based on the material in this lesson orally.
- d. Recognize and use simple collocations, conjunctions, and adverbs of frequency related to hobbies used in this lesson – written and orally.
- e. Use the correct verb tenses (mostly present simple, present continuous) to practice speaking and writing about their hobbies and likes/dislikes.

Materials needed:

- a. Whiteboard and markers or a large piece of paper that is visible to all students
- b. Comic strips 1 & 2
- c. Copies of worksheets for students to use





II. Lesson Scenario

1. Instructions for the teacher

Introduction (5 min)

Start the lesson with a short “CHECK IN” by telling students:

- Today, we will study the topic: free time and hobbies.
- I will tell you about: likes/dislikes during free time, collocations, conjunctions and adverbs of frequency, as well as present simple and present continuous verb tenses.
- Then, I will present exercises [name the exercises from the student book].
- Then, we will do exercises – some together, some as pairs and some individually.

Exercise 1: Favourite hobbies, adverbs of frequency and likes/dislikes (15 min)

- a. Print the worksheet with exercise 1 and distribute it among students
- b. Ask students to complete Task 1 (5 min) – this will introduce them to the topic
 - You can print this in full screen to ensure that it is viewable to everyone
- c. Ask students to complete Task 2 (5 min) – write down some key words on the board.
 - If students have not heard the term hobby before then give them a simple definition and an example which will guide their understanding.
- d. Ask students to complete Task 3 (5 min)
- e. Upon completing Task 3, you can introduce to students the possibility of using “I like” and “I don’t like” in the same sentence.



- Use conjunctions such as “but”, “also”, “as well as”, “and”, “because” to express this
 - Example 1: “In my free time, I don’t like to read books, but I like to go shopping”.
 - Example 2: “In my free time I like shopping, as well as/and going for walks in the park”.
 - Example 3: “In my free time I like to watch TV because it helps me relax”.
- f.** Common types of leisure activities: going to the cinema, reading books, watching television/movies, cooking/baking at home, playing sports, exercising, playing an instrument, playing videogames, going to drama/theatre club, playing/meeting with friends, spending time with family, go to the park, play with pets, etc. (the list is non-exhaustive.)

Exercise 2: Adverbs of Frequency (10 min)

- a.** Print the worksheet with exercise 2 (page 6) and distribute it among students
- b.** Adverbs of frequency include: never, rarely, often, sometimes, once/twice/three times a day/month/week/year, every day, a lot, at least, etc.
- Explain the order in which these are used -> i.e. never, hardly ever, rarely, sometimes, usually, often, almost always, always
- c.** Ask students to complete Task 1 individually (5 min)
- Answers:** 1) Very often & three times a week, 2) Usually & every day, 3) Always, 4) About once a week, 5) Never & very often
- d.** Ask students to complete Task 2 individually (5 min)
- Answers:** never, rarely, sometimes, often



Exercise 3: Forming sentences about hobbies – Collocations (15 min)

- a. Print the worksheet with exercise 3 (page 7-8) and distribute it among students
- b. **Collocations:** make, do, have, take, play, watch, read, listen to, etc.
 - Play -> the piano, video games, with friends, soccer, etc.
 - Watch -> television, movies, etc.
 - Read -> books, newspapers, magazines, about a subject, poems, etc.
 - Listen to -> music, to birds singing, the radio, audiobooks, to my parents/grandparents tell me a story
 - Take -> a walk, a shower, pictures, videos, my dog for a walk, etc.
 - Go -> fishing, for a walk, to the shops, to the park, etc.
 - Do -> fitness exercise, my sister's braids, etc.
 - Make -> food/dinner/lunch, arts and crafts, sweets, a castle with pillows, etc.
 - Collect -> coins, postcards, stamps, dried flowers, etc.
- c. **Be mindful:** Watch (look at something) and watch (the object that tells time) are spelled and sound exactly the same. If you have this lesson after the clothes lesson, make sure you point out to students the differences between the two words □ one is a verb and the other is a noun/object.
- d. Ask students to complete Task 1 individually (10 min)
 - Make sure your students fill in the blanks correctly and answer any questions they may have about using collocations appropriately.
 - You can print the comic in full screen to ensure it's more viewable

Answers: George likes to watch TV, Julie likes to play soccer, Bryan likes to cook dinner for his wife, Kate enjoys to take long walks, Mary likes to go to



the grocery store with her grandmother.

- e. Ask students to complete Task 2 (5 min)

Answers: 1) Reading books, 2) Go skiing, 3) Meet friends, 4) Walk the dog

Exercise 4: Oral Activity (10 min)

- a. Print the worksheet with exercise 4 (page 9) and distribute it among students
- b. Pick out 2 or 3 volunteers from the group. Ask students to complete Task 1 (10 min)
- c. Reminder: it is important to be inclusive and always encourage students to share their diverse interests with the group without being made fun of and being respectful to everyone. Additionally, it is important to encourage them to share more than one activity they like.
- d. Example: "My favourite hobby is going horseback riding or I like/love going horseback riding in my free time" "as well as cooking with my parents".
- e. You can then ask them "How often do you engage in this activity/hobby?". Students will take turns to answer the question.

Finish the lesson with a short "CHECK OUT" (5 min)

- During the lesson we learned about: free time and hobbies
- The most important things were: likes/dislikes during free time, collocations, basic conjunctions and adverbs of frequency, as well as present simple and present continuous verb tenses
- We were able to complete 4 exercises related to free time and hobbies
- As an assignment you need to..., the deadline is...
- We will explore the topic next time when we learn about [name the following topic]





2. Worksheet for the student

EXERCISE 1: FREE TIME & HOBBIES

TASK 1: Read and observe the comic strip on the next page.

TASK 2: Raise your hand and identify one activity you like to engage in in your free time and/or your favourite hobby/ies. Start your sentence with: "I like...", "I love..." or "I enjoy..."

TASK 3: Raise your hand and identify one activity you do not like to engage in in your free time. Start your sentence with: "I don't like..." or "I dislike..."





EXERCISE 2: ADVERBS OF FREQUENCY

TASK 1: Read the following sentences and underline the adverb of frequency in each sentence (Hint: there may be more than one)

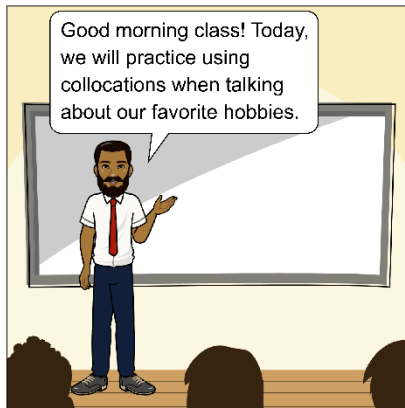
- a. Lucy likes to play the piano very often, at least three times a week.
- b. Jack usually reads his book every day.
- c. Bobby always loves to cook dinner with his parents in his free time.
- d. Alice's favourite hobby is going to the movies. She visits the cinema about once a week.
- e. Katherine never likes to visit the park, but her parents make her go there very often.

TASK 2: Place the adverbs in order: sometimes, rarely, often

Never (0%)				Always (100%)
-------------------	--	--	--	----------------------

EXERCISE 3: COLLOCATIONS



TASK 1: Read the comic strip below. Match each verb (in present simple tense) with each hobby



Match one word from the list below to the sentence you think it fits best: PLAY, WATCH, GO, TAKE and MAKE



George likes to _____ TV.

Julie likes to _____ soccer.



Bryan likes to _____ dinner for his wife.

Kate enjoys to _____ long walks.



Mary likes to _____ to the grocery store with her grandmother.

How many answers did you get right ?



TASK 2: Write the correct activity under each picture using the sentences written below:

- Reading books
- Meet friends
- Walk the dog
- Go skiing



--	--



--	--



EXERCISE 4: ORAL ACTIVITY

TASK 1: Take turns and tell the whole class what you like to do in your free time.

Use the card below as an example of what you can talk about:

Describe an activity you enjoy to do in your free time. You should say:

- a. Where you do it
- b. Who you do it with (if it is a group activity)
- c. How often you do it



III. Modification and Differentiation ideas

- For a more advanced class, you can introduce more conjunctions to create more complex sentences
- You can have drawings/icons of characters undertaking a type of activity (e.g., playing the piano, reading a book, etc.) that students can identify and write below the action.
- You can choose to modify each activity based on what your students need most – if your class is weaker in writing than oral skills, then modify the exercises in ways that they can practice their written skills more.
- Depending on the students' level, you can teach them about “less common” adverbs of frequency, like whenever, on a daily basis, now and then, once in a blue moon, other day, etc.



IV. References

British Council (2020). *Conjunctions: and, or, but, so, because and although*.

<https://learnenglishteens.britishcouncil.org/grammar/beginner-grammar/conjunctions-or-so-because-although>

Cambridge English (2020). *Places and free time*.

<https://www.cambridgeenglish.org/learning-english/parents-and-children/activities-for-children/a2-level/f-l-02-places-and-free-time/>

<https://learnenglishteens.britishcouncil.org/grammar/beginner-grammar/adverbs-frequency>

ESL Kid Stuff (2020). *Adverbs of Frequency Lesson Plan*.

<https://www.eslkidstuff.com/lesson-plans/adverbs-of-frequency.html>

Freepik (2020) [Free Vectors, Stock Photos & PSD Downloads | Freepik](#)

Image by [OpenClipart-Vectors](#) from [Pixabay](#)

Image by [Oleksandr Pyrohov](#) from [Pixabay](#)

Image by [Dmitry Abramov](#) from [Pixabay](#)

Lingua House (2020) *Work and Play Lesson Plan*. <https://www.linguahouse.com/esl-lesson-plans/business-english/work-and-play>

Pixabay (2020) [1.9 million+ Stunning Free Images to Use Anywhere - Pixabay](#)

[Pixton Educator \(2020\) https://app.pixton.com/](https://app.pixton.com/)

Food photo created by freepic.diller - www.freepik.com