



COOKING - A2

I. About this lesson

Activity title: Cook with me

Level: A2

Subject: English as a foreign language

Timing: 50 min

Resources: computer with an internet connection, worksheet.

Learning objectives:

- Learning food and drinks vocabulary
- Being able to talk about likes and dislikes
- Being able to use expressions of quantity
- Creating your own comic strip

Materials needed: access to a computer (in order to create their own comic), printed version of the exercises and comic strips (if the students don't have access to a computer).



II. Lesson scenario

1. Instructions for the teacher

Introduction (5 minutes)

Start the lesson with a short “Check IN” by telling students:

- Today, we will study food and drink vocabulary.
- We will talk about your favourite food and drinks, what you like and dislike.
- Then we will do the exercises from the worksheet.
- You will be working individually and in pairs.
- Once the exercises are be done, we will create a comic strip.

Vocabulary (10 minutes)

- a. Start by reviewing words from exercise 1 with your students.
- b. They can work individually or in pairs to match the words with the pictures given. Make sure you help them with any unknown words.
- c. Then practice speaking by doing exercise 2.
- d. Help your students by giving some examples on the board which they can use as guidelines.
- e. Tell them to make a list of food/drinks that they like and don't like.

Reading (15 minutes)

- a. This is a short reading exercise using a comic strip that shows a recipe. By the end of the lesson, the students will create their own comic strip explaining a recipe of their own.
- b. Start by explaining the specific vocabulary used in the recipe (cups, degrees or other measurements)



- c. Then the students do exercise 3 individually or in pairs to have a better understanding of the vocabulary used.

Grammar (10 minutes)

- a. Students starts with a short reading exercise using a comic (exercise 4)
- b. Have them discover or review the rules on countable and uncountable nouns using the reminder included in the worksheet.
- c. Then the students do task 2 individually or in pairs.
- d. Afterwards, introduce students to the expression of quantity using the reminder table included in exercise 5.
- e. Then students do exercise 5.

Comic creation (10 minutes)






The comic creation tool used to create the comic strip shown below is Storyboard That website. Students can use this tool or a tool of their choice to create their own comic. They should create 3-6 panels and use some of the vocabulary learnt during the lesson.

Finish the lesson with a short “Check out” (5 min)

- During the lesson we learn about food, drinks, quantity.
- The most important things were: learning how to talk about your favourite food and drinks, expressing likes and dislikes, talking about quantity.
- We were able to do read a recipe, create a comic and talk about food.
- As an assignment you need to...., the deadline is....
- We will explore the topic next time when we will learn about (name the following topic)

2. Worksheet for the students

EXERCISE 1: Match the food and drinks in the box with the images below.



- | | | | |
|------------|----------------|-------------|----------------|
| • Biscuits | Picture: _____ | • Butter | Picture: _____ |
| • Cheese | Picture: _____ | • Chips | Picture: _____ |
| • Juice | Picture: _____ | • Potatoes | Picture: _____ |
| • Milk | Picture: _____ | • Soup cake | Picture: _____ |
| • Bread | Picture: _____ | • Eggs | Picture: _____ |
| • Chicken | Picture: _____ | • Rice | Picture: _____ |
| • Lemonade | Picture: _____ | • Tomatoes | Picture: _____ |
| • Pasta | Picture: _____ | | |

EXERCISE 2: Talk to your partner about the food and drinks you like and don't like. Make a list.

Example: I like cakes, but I don't like soup. Do you like cheese?

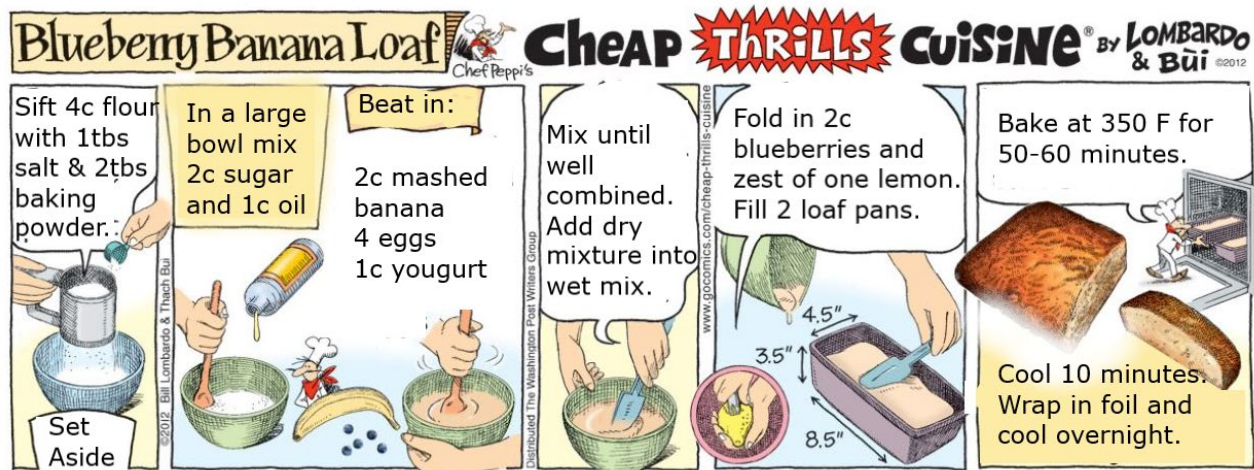
EXERCISE 3: Read the recipe and match the correct word from the list below with the correct definition.

Before you read check these words with your teacher:

C = cup

Tsp = Tablespoon

350 F (Fahrenheit) = 180 C (Celsius)



Note: The text in the comic strip above was adapted to be more legible.

WORDLIST:

<ul style="list-style-type: none"> • Sift • Bowl • Mix 	<ul style="list-style-type: none"> • Loaf pan • Bake 	<ul style="list-style-type: none"> • Cool • Wrap
---	--	--



DEFINITIONS:

a. _____

A rectangular metal or glass pan for baking cakes, breads, meatloaf, etc.

b. _____

To combine

c. _____

To cook by dry heat in an oven

d. _____

To separate and retain parts of (flour, ashes, etc.) with a sieve

e. _____

To make something become moderately cold

f. _____


To fold (something) around as a covering

g. _____

To rather deep, round dish or basin, used chiefly for holding liquids, food, etc.

EXERCISE 4

Task 1: Read the following strip.





Grammar point: countable/uncountable nouns

Nouns can be countable or uncountable.

Countable nouns can be counted, e.g. an apple, two apples, three apples, etc.

Uncountable nouns cannot be counted, e.g. air, rice, water, etc.

You can add s to countable nouns but you can't add s to uncountable nouns:

✓ apples

✗ rices

(Be careful – potato – potatoes tomato – tomatoes)

Task 2: Which of the food and drinks words from exercise 1 are countable and which are uncountable? Make a list.

- Biscuits
- Bread
- Butter
- Cake
- Cheese
- Chicken
- Chips
- Eggs
- Juice
- Lemonade
- Potatoes
- Rice
- Milk
- Pasta
- Soup
- Tomatoes

COUNTABLE	UNCOUNTABLE

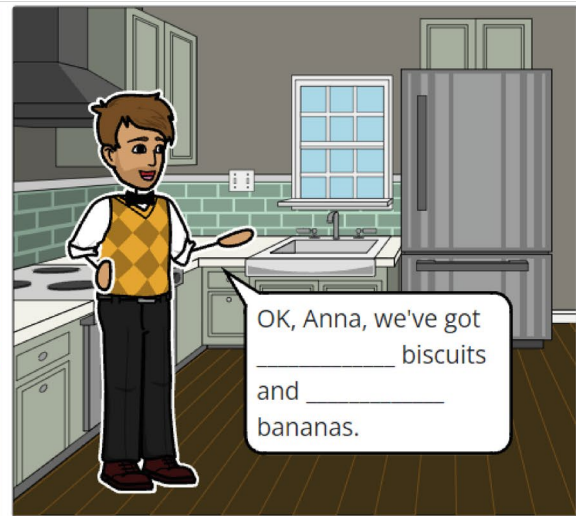


EXERCISE 5:

Grammar point: Expressions of quantity (some, any, lots of)

	COUNTABLE NOUNS	UNCOUNTABLE NOUNS
SOME		
Positive	We made some cakes.	There is some milk on the table.
Offers	Would you like some apples?	Would you like some water?
ANY		
Negative	We didn't make any cakes.	There isn't any milk on the table.
Questions	Are there any apples?	Is there any milk?
LOTS OF		
Positive	We've got lots of apples.	There's lots of bread.

Task: Complete the sentences in each comic panel with **some**, **any** or **lots of**.





EXERCISE 6:

Create your own comic using the [Storyboard That](#) website. Work in groups and create one character that will talk about your favourite recipe. Present the ingredients and how to cook your favourite dish. You can use both comic strips shown above as inspiration to create your own. Use the vocabulary learnt today and the expressions of quantity.



III. Modification and Differentiation ideas

If you don't have access to a computer, the students can draw their comic strip on a piece of paper and finish it as homework using the comic creation tool of your choice.

If based on their age and their experience using a computer you think you might need more than 60 minutes to finish this lesson, you can either skip the comic creation part or you can use create your own comic which the students could fill out.

IV. References

Learn To Make Korean Food With A Charming Graphic Cookbook. (2016, July 2).

NPR.org. <https://www.npr.org/sections/thesalt/2016/07/02/484040776/learn-to-make-korean-food-with-a-charming-graphic-cookbook?t=1610027228002>

Lombardo, B. (2012, April 25). Cheap Thrills Cuisine by Bill Lombardo & Thach Bui

for April 25, 2012 | GoComics.com. GoComics. <https://www.gocomics.com/cheap-thrills-cuisine/2012/04/25>